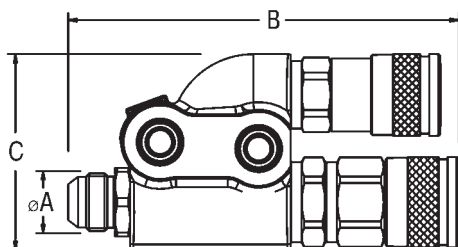
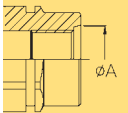
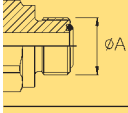
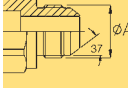


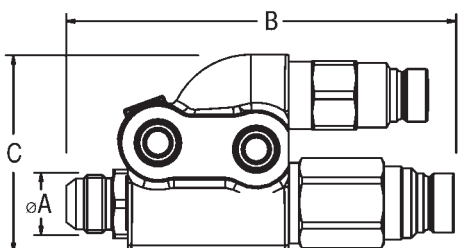
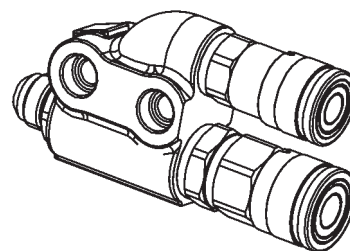
FEATURES

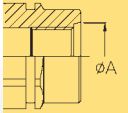
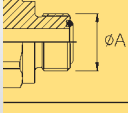
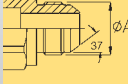
Cast iron manifolds BM series are equipped with two quick-release flat-face couplings 1/2" and 5/8" size, 2FFI-FFI series, male and female part. Both lines are in communication, allowing the use of implements at medium and big flowrates. Blocks are provided of fixing holes to firmly fix the manifolds to the machine.



	❖	Female cast iron	Male coupling	Thread Ø A	Standards	B		C	
						mm	inc.	mm	inc.
	08 & 10	BM2FFIB 58SAE F	male according to ISO 16028 size 1/2" and 5/8"	7/8" UNF	SAE J1926-1	154	6.06	91	3.58
	08 & 10	BM2FFIB 11/34S F	male according to ISO 16028 size 1/2" and 5/8"	1-3/16" UN	ISO 8434-3	178	7.01	91	3.58
	08 & 10	BM2FFIB 13/34S F	male according to ISO 16028 size 1/2" and 5/8"	1-1/16" UN	ISO 8434-2	183	7.20	91	3.58

❖ ISO size *On request



	❖	Male cast iron	Female coupling	Thread Ø A	Standards	B		C	
						mm	inc.	mm	inc.
	08 & 10	BMFFIB 58SAE M	female according to ISO 16028 size 1/2" and 5/8"	7/8" UNF	SAE J1926-1	153	6.02	91	3.58
	08 & 10	BMFFIB 11/34S M	female according to ISO 16028 size 1/2" and 5/8"	1-3/16" UN	ISO 8434-3	177	6.97	91	3.58
	08 & 10	BMFFIB 13/34S M	female according to ISO 16028 size 1/2" and 5/8"	1-1/16" UN	ISO 8434-2	182	7.17	91	3.58

❖ ISO size *On request

